

# A nonsmooth two-sex population model

Eduardo Garibaldi  
UNICAMP – Department of Mathematics  
13083-859 Campinas - SP, Brazil  
garibaldi@ime.unicamp.br

Marcelo Sobottka  
UFSC – Department of Mathematics  
88040-900 Florianópolis - SC, Brazil  
sobottka@mtm.ufsc.br

May 11, 2013

## Abstract

This paper considers a two-dimensional logistic model to study populations with two genders. The growth behavior of a population is guided by two coupled ordinary differential equations given by a non-differentiable vector field whose parameters are the secondary sex ratio (the ratio of males to females at time of birth), inter- and intra-gender competitions, fertility rates and a mating function. Using geometrical techniques, we analyze the singularities and the basin of attraction of the system, determining the relationships between the parameters for which the system presents an equilibrium point. In particular, we describe conditions on the secondary sex ratio and discuss the role of the median number of female sexual partners of each male for the conservation of a two-sex species.

**Keywords:** population dynamics, two-sex models, nonsmooth ordinary differential equations

**Mathematical subject classification:** 34C60, 37C10, 37N25, 92D25

## 1 Introduction

When studying biological populations in nature, it is usual to recognize an unvarying proportion of the genders in a stable environment. Such a prevalent observation has been a remarkable motivation for fundamental contributions in the theory of sex-structured populations. Fisher's comprehension [3] of the commonness of nearly 1:1 sex ratios, Hamilton's explanation [7] for the existence of biased sex ratios, Trivers-Willard hypothesis [11] on the parental capability to adjust the sex ratio of offsprings as a response to environmental changes and Charnov mathematical proposal [1] for sex allocations are some relevant examples of this kind of legacy.

In a previous work [5], we have developed a dynamic-programming model in order to discuss whether the identification of a stable sex ratio in nature might mirror a population maintenance cost under finite resources. Here we propose another dynamical approach to study sex-structured populations which consists in modeling the time evolution of two-sex populations with differential equations. Under this point of view, the interactions of the individuals are represented as a mean tendency of the whole population. Furthermore, instead of looking for a sex ratio that would maximize the efficiency of individuals in the use of available resources, in the population-dynamics formulation presented in this paper, sex ratio is actually one of the parameters of the system. In such a case, the aim is thus, for suitable mating functions, to describe and classify the behavior of the population

for distinct progeny sex ratios and distinct mortality sex ratios [4, 6, 8, 10, 12, 13]. For instance, it has been argued in [10, 13] that the marriage rate plays an important role in the stability of the population, since polygamy would amplify the sensibility of the system to the variation of the other parameters.

In this paper, we propose a nonsmooth two-sex version of the logistic model using the qualitative-geometric theory of ordinary differential equations to study it. Extensions of the logistic model for two-sex populations have been considered by the academic community [2, 8, 12]. Introducing a non-differentiable mating function, we obtain sufficient and necessary conditions for the persistence of the population. In particular, we show that the dynamical behavior of the population is governed by a highly nonlinear relationship between the secondary sex ratio and the competition parameters, and that the median number of male's reproductive partners is an important parameter that may allow a two-sex species to find a stable equilibrium.

The paper is organized as follows. In section 2, we present the population model that will be studied. In section 3, we detail its singularities by analysing two vector fields defined on the plane and naturally associated to the original one. In section 4, we study the relationships between secondary and tertiary sex ratios and the competition parameters of the model. In section 5, we describe the local and global behavior of the two associated vector fields. In particular, we point out conditions on the secondary sex ratio that assure the existence of asymptotically stable singularities and the nonexistence of cycles. Hence, we discuss the local and global dynamics for the original vector field. In section 6, we outline open questions about the dynamics of the model and some possible extensions.

## 2 The model

We consider here the model defined on  $(\mathbb{R}_+)^2 := [0, +\infty) \times [0, +\infty)$  by the ordinary differential equations:

$$\begin{aligned}\dot{x} &= \mathbf{1}_{\mathbb{R}_+^*}(x) \left[ \rho s F(x, y) - s(\mathcal{X}_x x^2 + \mathcal{X}_y y^2) \right], \\ \dot{y} &= \mathbf{1}_{\mathbb{R}_+^*}(y) \left[ (1 - \rho) s F(x, y) - s(\mathcal{Y}_x x^2 + \mathcal{Y}_y y^2) \right],\end{aligned}\tag{1}$$

where

$$F(x, y) = \min\{x, ry\},$$

and

$x = x(t)$  **and**  $y = y(t)$  are, respectively, the size of female and male populations at time  $t$ ;

$\mathbf{1}_{\mathbb{R}_+^*}$  is the characteristic function of the set  $\mathbb{R}_+^* := (0, +\infty)$ ;

$\underline{r}$  is the median number of female sexual partners that each male has along each reproductive cycle;

$\underline{s}$  denotes the average rate of population growth which is the net effect of reproduction and mortality (excluding density-dependent mortality);

$\underline{\rho} \in (0, 1)$  is the average percentage of female births per pregnancy (thus  $1 - \underline{\rho}$  indicates the average percentage of male births, while  $(1 - \underline{\rho})/\underline{\rho}$  is the secondary sex ratio of the population);

$\mathcal{X}_x, \mathcal{X}_y \geq 0$  indicate how the growth of the population of females is negatively affected by its own size and by the size of the population of males, respectively. We suppose that  $\mathcal{X}_x + \mathcal{X}_y > 0$ , since otherwise there would not be a coercive force to limit the population growth of the females and either both genders would have an unlimited growth or the population of females would increase until the population of males would become extinct;

$\mathcal{Y}_x, \mathcal{Y}_y \geq 0$  indicate how the growth of the population of males is negatively affected by the size of the population of females and by its own size, respectively. As before, at least one of these parameters will be strictly positive.

The model basically follows the outline of a logistic model on each of its variables. Nevertheless, it assumes that both genders increase according to the same function  $F$ , which reflects the fact that both genders are produced by the fecundated females. This simple assumption imposes an asymmetry on the growth behavior of each gender. The function  $F$  will capture the fact that the quantity of fecundated females is a function of the quantity of males in the population and of the mating rate, but cannot exceed the total quantity of females. We highlight that there are many functions that could be used. However, we chose to define  $F$  as simple as possible. On the other hand, although the chosen  $F$  makes the vector field to be non-differentiable on the ray  $x = ry, y \geq 0$ ,<sup>1</sup> some simulations with smooth functions which approximate  $F$  suggest that the solutions of the respective ODEs also approximate the solutions obtained when using  $F$ .

### 3 Singularities of the vector fields

Due to our qualitative and geometric approach, without loss of generality, we may assume  $s = 1$  in our analysis. Using (1), let then  $\Phi : (\mathbb{R}_+)^2 \rightarrow \mathbb{R}^2$  be the vector field given by

$$\Phi(x, y) := (\dot{x}(x, y), \dot{y}(x, y)).$$

Note that, defining the maps  $\Phi_I : \mathbb{R}^2 \rightarrow \mathbb{R}^2$  and  $\Phi_{II} : \mathbb{R}^2 \rightarrow \mathbb{R}^2$  by

$$\Phi_I(x, y) := \left( \rho x - (\mathcal{X}_x x^2 + \mathcal{X}_y y^2), (1 - \rho)x - (\mathcal{Y}_x x^2 + \mathcal{Y}_y y^2) \right),$$

$$\Phi_{II}(x, y) := \left( \rho r y - (\mathcal{X}_x x^2 + \mathcal{X}_y y^2), (1 - \rho)r y - (\mathcal{Y}_x x^2 + \mathcal{Y}_y y^2) \right),$$

and the regions

$$R_I := \{(x, y) \in (\mathbb{R}_+^*)^2 : y - r^{-1}x \geq 0\}, \quad R_{II} := \{(x, y) \in (\mathbb{R}_+^*)^2 : y - r^{-1}x \leq 0\},$$

we have that, except on the axes,  $\Phi$  can be written as

$$\Phi(x, y) = \begin{cases} \Phi_I(x, y) & \text{if } (x, y) \in R_I \\ \Phi_{II}(x, y) & \text{if } (x, y) \in R_{II} \end{cases}. \quad (2)$$

Therefore, a strategy to understand the flow generated by the vector field  $\Phi$  consists in studying the flows generated by the vector fields  $\Phi_I$  and  $\Phi_{II}$ , and the way as they are coupled along the ray  $x = ry, y \geq 0$ .

<sup>1</sup>The multiplications by  $\mathbf{1}_{\mathbb{R}_+^*}$  also make the vector field non-differentiable on the axes, but this only describes that, once the population of one gender vanishes, it remains without individuals, while the population of the other gender decreases.

### 3.1 Singularities of the vector fields $\Phi_I$ and $\Phi_{II}$

In the sequence, we will study the singularities of the vector fields  $\Phi_I$  and  $\Phi_{II}$ . The existence of singularities for the vector fields and the type of these singularities obviously depend on the choice of parameters.

**Definition 3.1.** *We denote*

$$\Delta := \mathcal{X}_x \mathcal{Y}_y - \mathcal{X}_y \mathcal{Y}_x, \quad \Delta_y := \rho \mathcal{Y}_y - (1 - \rho) \mathcal{X}_y, \quad \text{and} \quad \Delta_x := \rho \mathcal{Y}_x - (1 - \rho) \mathcal{X}_x.$$

Using the above notation, we have the following result.

**Theorem 3.2.** *The vector fields  $\Phi_I : \mathbb{R} \rightarrow \mathbb{R}$  and  $\Phi_{II} : \mathbb{R} \rightarrow \mathbb{R}$  admit finitely many singularities with non-null coordinates if, and only if,*

$$\Delta \neq 0, \tag{3}$$

and

$$\Delta_x \Delta_y < 0. \tag{4}$$

Moreover, under the above conditions,  $\Phi_I : \mathbb{R} \rightarrow \mathbb{R}$  has the singularities  $(0, 0)$ ,  $(x_I, y_I)$  and  $(x_I, -y_I)$ , where

$$x_I = \frac{\Delta_y}{\Delta}, \quad y_I = \frac{\sqrt{-\Delta_x \Delta_y}}{|\Delta|}, \tag{5}$$

while  $\Phi_{II} : \mathbb{R} \rightarrow \mathbb{R}$  has the singularities  $(0, 0)$ ,  $(x_{II}, y_{II})$  and  $(-x_{II}, y_{II})$ , where

$$x_{II} = \frac{\sqrt{-\Delta_x \Delta_y}}{|\Delta|} r, \quad y_{II} = -\frac{\Delta_x}{\Delta} r. \tag{6}$$

*Proof.* We will only prove the result for the vector field  $\Phi_I$ , since the proof for  $\Phi_{II}$  is completely analogous. Let us show that (3) and (4) are sufficient conditions to have finitely many singularities with non-zero coordinates and that the singularities are given accordingly to (5). So let  $(x_I, y_I)$  be a non-null solution of

$$\left( \rho x - (\mathcal{X}_x x^2 + \mathcal{X}_y y^2), (1 - \rho)x - (\mathcal{Y}_x x^2 + \mathcal{Y}_y y^2) \right) = (0, 0). \tag{7}$$

For a moment, suppose that  $\mathcal{X}_y$  and  $\mathcal{Y}_y$  are both non-null. By solving the first equation for  $y^2$  and then using it in the second equation, we get that  $x_I$  satisfies

$$\left( \frac{\mathcal{Y}_x}{\mathcal{Y}_y} - \frac{\mathcal{X}_x}{\mathcal{X}_y} \right) x_I = \frac{1 - \rho}{\mathcal{Y}_y} - \frac{\rho}{\mathcal{X}_y}.$$

Since  $\frac{\mathcal{Y}_x}{\mathcal{Y}_y} - \frac{\mathcal{X}_x}{\mathcal{X}_y} = -\frac{\Delta}{\mathcal{X}_y \mathcal{Y}_y} \neq 0$  and  $\frac{1 - \rho}{\mathcal{Y}_y} - \frac{\rho}{\mathcal{X}_y} = -\frac{\Delta_y}{\mathcal{X}_y \mathcal{Y}_y} \neq 0$ , we obtain that  $x_I = \frac{\Delta_y}{\Delta}$ .

Thus, replacing the value of  $x_I$  in the expression obtained for  $y^2$ , we find out that the nonnegative second coordinate will be

$$y_I = \sqrt{x_I \left( \frac{\rho}{\mathcal{X}_y} - \frac{\mathcal{X}_x}{\mathcal{X}_y} x_I \right)} = \sqrt{\frac{\Delta_y}{\Delta} \left( \frac{\rho}{\mathcal{X}_y} - \frac{\mathcal{X}_x}{\mathcal{X}_y} \frac{\Delta_y}{\Delta} \right)} = \frac{\sqrt{-\Delta_x \Delta_y}}{|\Delta|}.$$

Now, observe that if  $\mathcal{X}_y = 0$  or  $\mathcal{Y}_y = 0$ , then the above solution obtained for (7) can be also achieved by equaling the corresponding parameter(s) to zero in (5). Thus, we have proved that (3) and (4) are sufficient conditions to have finitely many non-null singularities.

To see that (3) and (4) are also necessary conditions, the reader may check without difficulty that, if  $\Delta = 0$  but  $\Delta_y \neq 0$  or  $\Delta_x \neq 0$ , then the unique singular point for  $\Phi_I$  and  $\Phi_{II}$  is the origin. Finally, notice that, if  $\Delta_x = \Delta_y = 0$ , then  $\Delta = 0$  and the singularities of  $\Phi_I$  are all the points belonging to the conic defined by  $\mathcal{X}_x x^2 + \mathcal{X}_y y^2 - \rho x = 0$ , while the singularities of  $\Phi_{II}$  are all the points belonging to the conic defined by  $\mathcal{X}_x x^2 + \mathcal{X}_y y^2 - \rho y = 0$ .  $\square$

**Remark 3.3.** For the degenerate case  $\Delta = \Delta_x = \Delta_y = 0$ , it is easy to see that each singularity is nonhyperbolic; however, since this is a non-generic situation, we will not treat it in this work.

## 4 Sex ratios

We regroup in this section several results on dynamical properties related to sex ratios which will be useful in the local and global analysis of the proposed nonsmooth system.

**Definition 4.1.** The secondary sex ratio of the population is the quantity  $\sigma := \frac{1-\rho}{\rho}$ .

**Definition 4.2.** Let  $\bar{x}$  and  $\bar{y}$  be, respectively, the female and the male populations at equilibrium (whenever it exists). Then, the tertiary sex ratio of the population is the quantity  $\tau(\bar{x}, \bar{y}) := \frac{\bar{y}}{\bar{x}}$ . When  $(\bar{x}, \bar{y})$  is the unique equilibrium point we will denote the tertiary sex ratio simply by  $\tau$ .

Under the convention that a division of a positive number by zero is  $+\infty$ , we can assure a singularity in the first quadrant for each vector field by using the conditions below, which compare the ratios of competition factors to the secondary sex ratio.

**Proposition 4.3.** If either

$$\frac{\mathcal{Y}_x}{\mathcal{X}_x} < \sigma < \frac{\mathcal{Y}_y}{\mathcal{X}_y} \quad (8)$$

or

$$\frac{\mathcal{Y}_y}{\mathcal{X}_y} < \sigma < \frac{\mathcal{Y}_x}{\mathcal{X}_x}, \quad (9)$$

then  $\Phi_I$  and  $\Phi_{II}$  have exactly three distinct singularities given by theorem 3.2, besides both  $(x_I, y_I)$  and  $(x_{II}, y_{II})$  belong to the first quadrant. If  $\frac{\mathcal{Y}_x}{\mathcal{X}_x} = \sigma = \frac{\mathcal{Y}_y}{\mathcal{X}_y}$ , then  $\Phi_I$  and  $\Phi_{II}$  have infinitely many singularities which are the points belonging to the conic defined, respectively, by  $\mathcal{X}_x x^2 + \mathcal{X}_y y^2 - \rho x = 0$  and  $\mathcal{X}_x x^2 + \mathcal{X}_y y^2 - \rho y = 0$ . In any other case, neither  $\Phi_I$  nor  $\Phi_{II}$  have singularities on the first quadrant.

*Proof.* Note that (8) is equivalent to  $\Delta > 0$ ,  $\Delta_y > 0$  and  $\Delta_x < 0$ , while (9) is equivalent to  $\Delta < 0$ ,  $\Delta_y < 0$  and  $\Delta_x > 0$ . Therefore, from the previous theorem, we immediately get the result.  $\square$

**Remark 4.4.** Note that if (8) holds, then neither  $\mathcal{X}_x$  or  $\mathcal{Y}_y$  are null, while if (9) holds, then neither  $\mathcal{X}_y$  or  $\mathcal{Y}_x$  are null. However, in this study, we will only treat generic cases, so from now on we will assume that all these parameters are strictly positive.

The next result shows that both equilibrium points  $(x_I, y_I)$  and  $(x_{II}, y_{II})$  (each one with respect to its respective vector field) correspond to populations with the same tertiary sex ratio. In particular, it means that  $(x_I, y_I)$  and  $(x_{II}, y_{II})$  are collinear with the origin, so they belong to the same region  $R_I$  or  $R_{II}$ .

**Theorem 4.5.** *Suppose that either (8) or (9) holds. Then  $\tau(x_I, y_I) = \tau(x_{II}, y_{II}) =: \tau$ . In particular,  $(x_{II}, y_{II}) = (x_I, y_I)r\tau$ .*

*Proof.* Notice that directly from (5) and (6), we get that  $\frac{y_I}{x_I} = \frac{y_{II}}{x_{II}} = \sqrt{\left|\frac{\Delta_x}{\Delta_y}\right|} =: \tau$  and  $x_{II} = ry_I$ . Therefore,  $x_{II} = ry_I = r\tau x_I$  and  $y_{II} = \tau x_{II} = r\tau y_I$ .  $\square$

We have then immediate corollaries.

**Corollary 4.6.** *If either (8) or (9) holds, then (for the vector field  $\Phi_I$  as well as for the vector field  $\Phi_{II}$ ) the tertiary sex ratio is given by*

$$\tau = \sqrt{\left|\frac{\Delta_x}{\Delta_y}\right|} = \sqrt{\frac{\sigma\mathcal{X}_x - \mathcal{Y}_x}{\mathcal{Y}_y - \sigma\mathcal{X}_y}}. \quad (10)$$

**Corollary 4.7.** *Under the same assumptions of theorem 4.5, we have that*

$$\begin{aligned} r^{-1} < \tau &\Leftrightarrow x_I < x_{II} \quad \text{and} \quad y_I < y_{II}, \\ r^{-1} = \tau &\Leftrightarrow x_I = x_{II} \quad \text{and} \quad y_I = y_{II}, \\ r^{-1} > \tau &\Leftrightarrow x_I > x_{II} \quad \text{and} \quad y_I > y_{II}. \end{aligned}$$

**Definition 4.8.** *For  $\mathcal{X}_x, \mathcal{X}_y, \mathcal{Y}_x, \mathcal{Y}_y > 0$ , the competition polynomial is defined by*

$$Q(a) := \mathcal{X}_y a^3 - \mathcal{Y}_y a^2 + \mathcal{X}_x a - \mathcal{Y}_x.$$

**Lemma 4.9.** *If  $\Delta \neq 0$ , then the polynomial  $Q$  has exactly one real root which lies in the open interval with endpoints  $\frac{\mathcal{Y}_x}{\mathcal{X}_x}$  and  $\frac{\mathcal{Y}_y}{\mathcal{X}_y}$ .*

*Proof.* Consider the real functions  $f(a) := a^2$  and  $g(a) := \frac{a\mathcal{X}_x - \mathcal{Y}_x}{\mathcal{Y}_y - a\mathcal{X}_y}$ . Thus,  $\alpha$  is a real root of  $Q$  if, and only if,  $f(\alpha) = g(\alpha)$ . Hence, the result follows directly from a graphical analysis of  $f$  and  $g$ , considering the cases  $\frac{\mathcal{Y}_x}{\mathcal{X}_x} < \frac{\mathcal{Y}_y}{\mathcal{X}_y}$  and  $\frac{\mathcal{Y}_x}{\mathcal{X}_x} > \frac{\mathcal{Y}_y}{\mathcal{X}_y}$ .  $\square$

**Corollary 4.10.** *Suppose either (8) or (9) holds. We have  $\tau = \sigma$  if, and only if,  $\sigma$  is the real root of  $Q$ . Furthermore, if  $\alpha$  is the real root of  $Q$ , then*

- under (8):**  $\tau$  is a increasing function of  $\sigma$  and either  $\tau \leq \sigma \leq \alpha$  or  $\tau \geq \sigma \geq \alpha$ ;
- under (9):**  $\tau$  is a decreasing function of  $\sigma$  and either  $\sigma \leq \alpha \leq \tau$  or  $\sigma \geq \alpha \geq \tau$ .

*Proof.* Under either (8) or (9), we have  $\Delta \neq 0$  and  $\Delta_x/\Delta_y < 0$ . Therefore, from corollary 4.6,

$$\tau^2 = \frac{\sigma\mathcal{X}_x - \mathcal{Y}_x}{\mathcal{Y}_y - \sigma\mathcal{X}_y} = g(\sigma),$$

and thus  $\tau^2 = \sigma^2$  means  $g(\sigma) = f(\sigma)$ , which is equivalent to  $Q(\sigma) = 0$ . The second part of the corollary follows easily from a graphical analysis of  $f$  and  $g$ , considering the cases (8) and (9).  $\square$

Note that the previous proposition says that populations with equal secondary and tertiary sex ratios are in fact non-generic cases. Moreover, while the secondary sex ratio has bounds given either by condition (8) or by condition (9), the tertiary sex ratio can assume, *a priori*, any positive value.

The next proposition states that if  $x$  and  $y$  are positive and sufficiently near the origin, then the vectors  $\Phi_I(x, y)$  and  $\Phi_{II}(x, y)$  have slopes near to  $\sigma$ . The proof is straightforward and will be omitted.

**Proposition 4.11.** *If  $m > 0$ , then  $\lim_{x \rightarrow 0^+} \frac{\Phi_I(x, mx)}{\|\Phi_I(x, mx)\|} = \lim_{x \rightarrow 0^+} \frac{\Phi_{II}(x, mx)}{\|\Phi_{II}(x, mx)\|} = \frac{(\rho, 1 - \rho)}{\|(\rho, 1 - \rho)\|} =: \vec{v}$ .*

In other words, as  $(x, y) \in (\mathbb{R}_+)^2$  approaches the origin along the straight line  $y = mx$  (with positive  $m$ ), both the vector fields  $\Phi_I$  and  $\Phi_{II}$  tend to have the orientation of the vector  $(\rho, 1 - \rho)$ . The behavior analysis of the vector fields on such a straight line will be used in theorem 5.6 to find sufficient conditions under which the vector fields do not admit cycles and spirals.

## 5 Local and global behavior

Now, we will examine the behavior of the solutions near the singular points. To do that, we will compute the Jacobian matrices of the vector fields and determine their eigenvalues. Note that the Jacobian matrices of the vector fields  $\Phi_I$  and  $\Phi_{II}$  are, respectively,

$$D\Phi_I(x, y) = \begin{bmatrix} \rho - 2\mathcal{X}_x x & -2\mathcal{X}_y y \\ (1 - \rho) - 2\mathcal{Y}_x x & -2\mathcal{Y}_y y \end{bmatrix} \quad \text{and} \quad D\Phi_{II}(x, y) = \begin{bmatrix} -2\mathcal{X}_x x & \rho r - 2\mathcal{X}_y y \\ -2\mathcal{Y}_x x & (1 - \rho)r - 2\mathcal{Y}_y y \end{bmatrix}.$$

The next table summarizes the signs of the trace, determinant and discriminant of the Jacobians  $D\Phi_I$  and  $D\Phi_{II}$  for each singularity of the respective vector field.

	Singularity	Trace	Determinant	Discriminant
$\Phi_I$	$(x_I, y_I)$	$\text{sign}(\rho - 2(\mathcal{X}_x x_I + \mathcal{Y}_y y_I))$	$\text{sign}(\Delta_y)$	$\text{sign}([\rho - 2(\mathcal{X}_x x_I + \mathcal{Y}_y y_I)]^2 - 8\Delta x_I y_I)$
	$(x_I, -y_I)$	$\text{sign}(\rho - 2(\mathcal{X}_x x_I - \mathcal{Y}_y y_I))$	$-\text{sign}(\Delta_y)$	$\text{sign}([\rho - 2(\mathcal{X}_x x_I - \mathcal{Y}_y y_I)]^2 + 8\Delta x_I y_I)$
	$(0, 0)$	$\text{sign}(1)$	0	$\text{sign}(1)$
$\Phi_{II}$	$(x_{II}, y_{II})$	$\text{sign}((1 - \rho)r - 2(\mathcal{X}_x x_{II} + \mathcal{Y}_y y_{II}))$	$\text{sign}(\Delta_y)$	$\text{sign}([(1 - \rho)r - 2(\mathcal{X}_x x_{II} + \mathcal{Y}_y y_{II})]^2 - 8\Delta x_{II} y_{II})$
	$(-x_{II}, y_{II})$	$\text{sign}((1 - \rho)r + 2(\mathcal{X}_x x_{II} - \mathcal{Y}_y y_{II}))$	$-\text{sign}(\Delta_y)$	$\text{sign}([(1 - \rho)r + 2(\mathcal{X}_x x_{II} - \mathcal{Y}_y y_{II})]^2 + 8\Delta x_{II} y_{II})$
	$(0, 0)$	$\text{sign}(1)$	0	$\text{sign}(1)$

Table 1: Elements for the classification of the singularities of both vector fields  $\Phi_I$  and  $\Phi_{II}$ .

We highlight that the signs in the above table do not depend on  $r$ . In fact, from  $x_{II} = \frac{\sqrt{|\Delta_x \Delta_y|}}{|\Delta|} r$  and  $y_{II} = -\frac{\Delta_x}{\Delta} r$  we can see that  $r$  does not affect the signs of the trace, determinant and discriminant of  $D\Phi_{II}(x_{II}, y_{II})$  and  $D\Phi_{II}(-x_{II}, y_{II})$ . The next result follows directly from such a fact and Table 1.

**Theorem 5.1.** *For  $\Phi_I$  as well as for  $\Phi_{II}$ , the singularity types do not depend on  $r$ . Moreover,*

i. for both vector fields,  $(0,0)$  is a nonhyperbolic singularity for which the vector  $(\rho, 1 - \rho)$  defines a repulsive direction in the phase space;

ii.  $(x_I, -y_I)$  and  $(-x_{II}, y_{II})$  are saddle points if, and only if, (8) holds;

iii.  $(x_I, y_I)$  and  $(x_{II}, y_{II})$  are saddle points if, and only if, (9) holds.

Note that the previous theorem gives a partial characterization of the local behavior. The next theorem characterizes the global behavior of solutions at the first quadrant when  $(x_I, y_I)$  and  $(x_{II}, y_{II})$  are saddle points.

**Theorem 5.2.** *If (9) holds, except on the stable manifold of the respective saddle point, all solutions of the nonsmooth vector fields  $\Phi_I \mathbf{1}_{\mathbb{R}_+^* \times \mathbb{R}_+^*}$  and  $\Phi_{II} \mathbf{1}_{\mathbb{R}_+^* \times \mathbb{R}_+^*}$  vanish as time goes to  $\infty$ .*

*Proof.* For the vector field  $\Phi_I$ , note that  $\dot{x}$  vanishes on the ellipse

$$\frac{\left(x - \frac{\rho}{2\mathcal{X}_x}\right)^2}{\frac{\rho^2}{4\mathcal{X}_x^2}} + \frac{y^2}{\frac{\rho^2}{4\mathcal{X}_x\mathcal{X}_y}} = 1, \quad (11)$$

while  $\dot{y}$  vanishes on the ellipse

$$\frac{\left(x - \frac{(1-\rho)}{2\mathcal{Y}_x}\right)^2}{\frac{(1-\rho)^2}{4\mathcal{Y}_x^2}} + \frac{y^2}{\frac{(1-\rho)^2}{4\mathcal{Y}_x\mathcal{Y}_y}} = 1. \quad (12)$$

Condition (9) implies that the horizontal axis of ellipse (11) is greater than the horizontal axis of ellipse (12), and that both ellipses have only three intersection points:  $(0, 0)$ ,  $(x_I, y_I)$  and  $(x_I, -y_I)$ . If condition (9) holds, on the restriction to the first quadrant of the ellipses (11) and (12), the vector field  $\Phi_I$  looks like shown in Figure 1 (regardless of the parameter values). Therefore, a solution starting at a point at the first quadrant which is not on the stable manifold of  $(x_I, y_I)$  will eventually cross one of the canonical axes (since  $(x_I, y_I)$  is the unique singularity in that quadrant, the vector field does not allow cycles there; besides, outside both ellipses the derivatives  $\dot{x}$  and  $\dot{y}$  are negative).

The proof for the vector field  $\Phi_{II}$  follows the same outline, but using that for  $\Phi_{II}$  the derivative  $\dot{x}$  vanishes on the ellipse

$$\frac{x^2}{\frac{\rho^2 r^2}{4\mathcal{X}_x\mathcal{X}_y}} + \frac{\left(y - \frac{\rho r}{2\mathcal{X}_y}\right)^2}{\frac{\rho^2 r^2}{4\mathcal{X}_y^2}} = 1 \quad (13)$$

while  $\dot{y}$  vanishes on the ellipse

$$\frac{x^2}{\frac{(1-\rho)^2 r^2}{4\mathcal{Y}_x\mathcal{Y}_y}} + \frac{\left(y - \frac{(1-\rho)r}{2\mathcal{Y}_y}\right)^2}{\frac{(1-\rho)^2 r^2}{4\mathcal{Y}_y^2}} = 1, \quad (14)$$

and that (9) implies that the vertical axis of ellipse (13) is smaller than the vertical axis of ellipse (14) (see Figure 2).  $\square$

We may notice that the only non-competition parameter on which the singularity type depends is  $\rho$ . Thus, the secondary sex ratio,  $\sigma = (1 - \rho)/\rho$ , becomes a natural choice of parameter in terms of which we should classify the population behavior. Although the highly nonlinear interdependence of



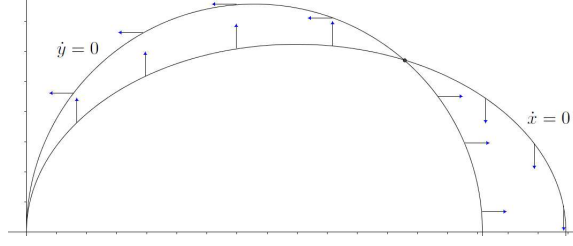


Figure 1: Sketch of the behavior of  $\Phi_I$  at the first quadrant.

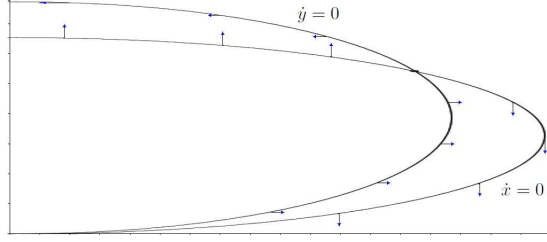


Figure 2: Sketch of the behavior of  $\Phi_{II}$  at the first quadrant.

the parameters makes it quite hard to determine the parameter sets that correspond to each possible sign to the entries in Table 1, it is possible to verify that under (8) as  $\sigma$  increases the singularity type of  $(x_I, y_I)$  changes from stable node to unstable node, passing through stable spiral and unstable spiral. In fact, consider the straight line  $\mathcal{L}$  given by  $\rho - 2(\mathcal{X}_x x + \mathcal{Y}_y y) = 0$  and the ellipse  $\mathcal{E}$  defined by  $[\rho - 2(\mathcal{X}_x x + \mathcal{Y}_y y)]^2 - 8\Delta xy = 0$ . Note that  $\mathcal{E}$  is contained in the first quadrant of  $\mathbb{R}^2$  and touches the axes at the same points that  $\mathcal{L}$  crosses the axes, that is, at the points  $(0, \frac{\rho}{2\mathcal{Y}_y})$  and  $(\frac{\rho}{2\mathcal{X}_x}, 0)$ .

Supposing all the parameters are fixed but  $\rho$ , then  $(x_I, y_I)$ ,  $\mathcal{L}$  and  $\mathcal{E}$  move on the first quadrant as  $\sigma$  changes. Thus, we can determine the singularity type of  $(x_I, y_I)$  by knowing its relative position with respect to  $\mathcal{L}$  and  $\mathcal{E}$  for each value of  $\sigma$ . Indeed,

$$\text{trace}(D\Phi_I(x_I, y_I)) < 0 \iff (x_I, y_I) \text{ is at the right side of } \mathcal{L},$$

$$\text{trace}(D\Phi_I(x_I, y_I)) = 0 \iff (x_I, y_I) \text{ is on } \mathcal{L},$$

$$\text{trace}(D\Phi_I(x_I, y_I)) > 0 \iff (x_I, y_I) \text{ is at the left side of } \mathcal{L},$$

while

$$\text{discriminant}(D\Phi_I(x_I, y_I)) < 0 \iff (x_I, y_I) \text{ is inside the region defined by } \mathcal{E},$$

$$\text{discriminant}(D\Phi_I(x_I, y_I)) = 0 \iff (x_I, y_I) \text{ is on } \mathcal{E},$$

$$\text{discriminant}(D\Phi_I(x_I, y_I)) > 0 \iff (x_I, y_I) \text{ is outside the region defined by } \mathcal{E}.$$

Now, observe that if  $\sigma \rightarrow \frac{\mathcal{Y}_x^+}{\mathcal{X}_x^+}$ , then  $x_I \rightarrow \frac{\rho}{\mathcal{X}_x}$  and  $y_I \rightarrow 0^+$ . According to Table 1, it follows that  $\text{trace}(D\Phi_I(x_I, y_I)) < 0$  and  $\text{discriminant}(D\Phi_I(x_I, y_I)) > 0$ , and therefore  $(x_I, y_I)$  is placed at the

right side of  $\mathcal{L}$  and outside of the region defined by  $\mathcal{E}$ . On the other hand, if  $\sigma \rightarrow \frac{\mathcal{Y}_y^-}{\mathcal{X}_y}$ , then  $x_I \rightarrow 0^+$  and  $y_I \rightarrow 0^+$ , which guarantees that  $\text{trace}(D\Phi_I(x_I, y_I)) > 0$  and  $\text{discriminant}(D\Phi_I(x_I, y_I)) > 0$ , and hence  $(x_I, y_I)$  is placed at the left side of  $\mathcal{L}$  and outside of the region defined by  $\mathcal{E}$ .

Since  $(x_I, y_I)$ ,  $\mathcal{L}$  and  $\mathcal{E}$  move continuously on the first quadrant of  $\mathbb{R}^2$  as  $\sigma$  changes, then there must exist values of  $\sigma$  for which  $(x_I, y_I)$  is placed in any relative position with respect to  $\mathcal{L}$  and  $\mathcal{E}$ , that is, generically  $(x_I, y_I)$  can be a singularity of any of the four announced types. Furthermore, it is possible to verify that as  $\sigma$  increases the point  $(x_I, y_I)$  passes from the right of  $\mathcal{L}$  to the left of  $\mathcal{L}$ , and from the outside of  $\mathcal{E}$  to the inside of  $\mathcal{E}$  and once again to the outside of  $\mathcal{E}$  (see Figure 3).

By an analogous analysis, comparing the relative position of  $(x_{II}, y_{II})$  with respect to the straight line  $(1 - \rho)r - 2(\mathcal{X}_x x + \mathcal{Y}_y y) = 0$  and the ellipse  $[(1 - \rho)r - 2(\mathcal{X}_x x + \mathcal{Y}_y y)]^2 - 8\Delta xy = 0$ , we can verify that, as  $\sigma$  increases, the singularity type of  $(x_{II}, y_{II})$  changes from unstable node to stable node, passing through unstable spiral and stable spiral.

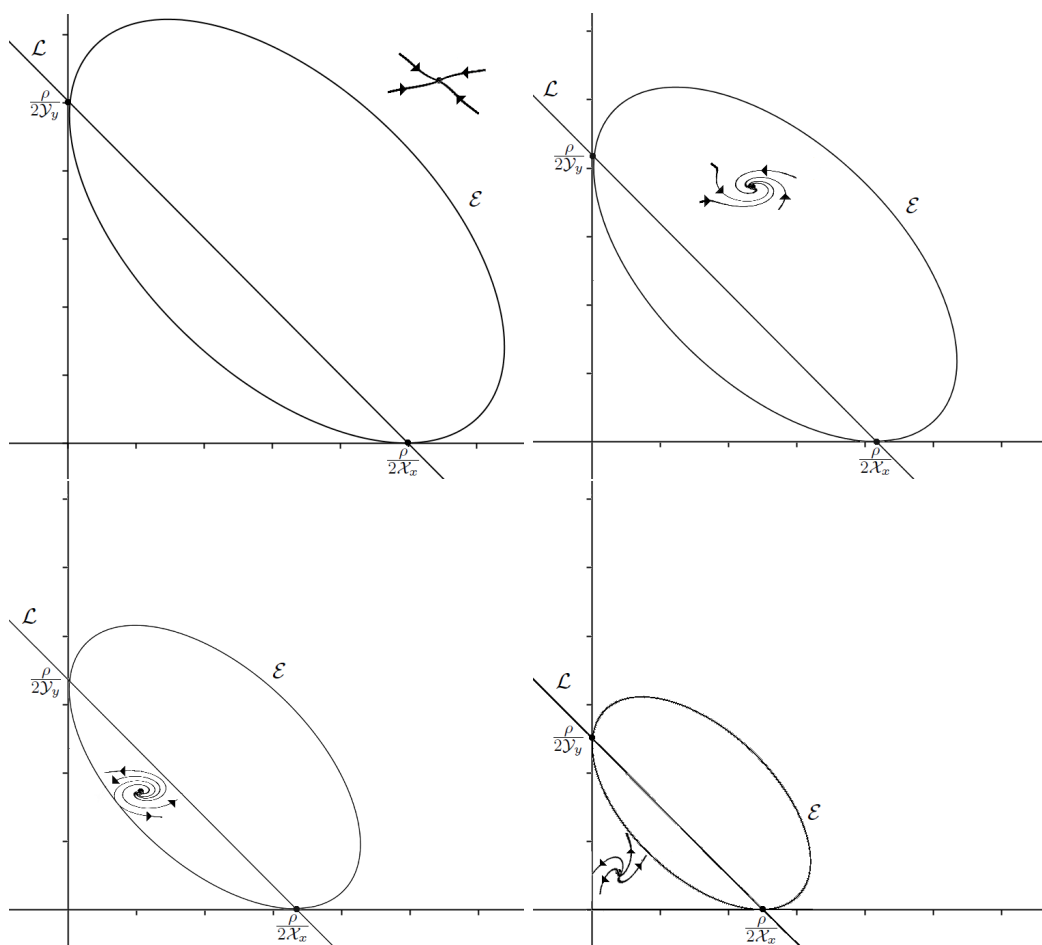


Figure 3: From left above to right below, as  $\sigma$  increases, the singularity type of  $(x_I, y_I)$  changes from stable node to unstable node, passing through stable spiral and unstable spiral.

The next results present some characterizations of local and global behaviors of positive solutions, based on the relationship between the secondary sex ratio and the competition parameters.

**Theorem 5.3.** Under condition (8), we have that

$$\begin{aligned}
I.i. \quad & \frac{\mathcal{Y}_x}{\mathcal{X}_x} < \sigma < \frac{\left(\sqrt{\mathcal{X}_x\mathcal{X}_y + \mathcal{Y}_y^2} + \mathcal{Y}_y\right)^2 \mathcal{Y}_y + \mathcal{Y}_x\mathcal{X}_y^2}{\left(\sqrt{\mathcal{X}_x\mathcal{X}_y + \mathcal{Y}_y^2} + \mathcal{Y}_y\right)^2 \mathcal{X}_y + \mathcal{X}_x\mathcal{X}_y^2} \implies (x_I, y_I) \text{ is stable (spiral or node);} \\
I.ii. \quad & \frac{\left(\sqrt{\mathcal{X}_x\mathcal{X}_y + \mathcal{Y}_y^2} + \mathcal{Y}_y\right)^2 \mathcal{Y}_y + \mathcal{Y}_x\mathcal{X}_y^2}{\left(\sqrt{\mathcal{X}_x\mathcal{X}_y + \mathcal{Y}_y^2} + \mathcal{Y}_y\right)^2 \mathcal{X}_y + \mathcal{X}_x\mathcal{X}_y^2} < \sigma < \frac{\mathcal{Y}_y}{\mathcal{X}_y} \implies (x_I, y_I) \text{ is unstable (spiral or node);} \\
II.i. \quad & \frac{\mathcal{Y}_x}{\mathcal{X}_x} < \sigma < \frac{\left(\sqrt{\mathcal{Y}_x\mathcal{Y}_y + \mathcal{X}_x^2} - \mathcal{X}_x\right)^2 \mathcal{Y}_y + \mathcal{Y}_x\mathcal{Y}_y^2}{\left(\sqrt{\mathcal{Y}_x\mathcal{Y}_y + \mathcal{X}_x^2} - \mathcal{X}_x\right)^2 \mathcal{X}_y + \mathcal{X}_x\mathcal{Y}_y^2} \implies (x_{II}, y_{II}) \text{ is unstable (spiral or node);} \\
II.ii. \quad & \frac{\left(\sqrt{\mathcal{Y}_x\mathcal{Y}_y + \mathcal{X}_x^2} - \mathcal{X}_x\right)^2 \mathcal{Y}_y + \mathcal{Y}_x\mathcal{Y}_y^2}{\left(\sqrt{\mathcal{Y}_x\mathcal{Y}_y + \mathcal{X}_x^2} - \mathcal{X}_x\right)^2 \mathcal{X}_y + \mathcal{X}_x\mathcal{Y}_y^2} < \sigma < \frac{\mathcal{Y}_y}{\mathcal{X}_y} \implies (x_{II}, y_{II}) \text{ is stable (spiral or node).}
\end{aligned}$$

*Proof.* From the expression of  $\tau$  given in (10) we get that

$$\sigma = \frac{\tau^2 \mathcal{Y}_y + \mathcal{Y}_x}{\tau^2 \mathcal{X}_y + \mathcal{X}_x}. \quad (15)$$

In particular, due to (8),  $\sigma$  is a monotonically increasing function of  $\tau^2$ . In fact,

$$\frac{d\sigma}{d(\tau^2)} = \frac{\Delta}{(\tau^2 \mathcal{X}_y + \mathcal{X}_x)^2} > 0.$$

To prove *I.* we use that

$$\begin{aligned}
& \text{sign}\left(\text{trace}(D\Phi_I(x_I, y_I))\right) = \text{sign}\left(\rho - 2(\mathcal{X}_x x_I + \mathcal{Y}_y y_I)\right) = \text{sign}\left(\rho - 2(\mathcal{X}_x + \mathcal{Y}_y \tau)x_I\right) \\
& = \text{sign}\left(\rho - 2(\mathcal{X}_x + \mathcal{Y}_y \tau) \frac{\rho \mathcal{Y}_y - (1 - \rho)\mathcal{X}_y}{\mathcal{X}_x \mathcal{Y}_y - \mathcal{X}_y \mathcal{Y}_x}\right) = \text{sign}\left(1 - 2(\mathcal{X}_x + \mathcal{Y}_y \tau) \frac{\mathcal{Y}_y - \sigma \mathcal{X}_y}{\mathcal{X}_x \mathcal{Y}_y - \mathcal{X}_y \mathcal{Y}_x}\right) \\
& =_{(1)} \text{sign}\left(1 - 2(\mathcal{X}_x + \mathcal{Y}_y \tau) \frac{\mathcal{Y}_y - \frac{\tau^2 \mathcal{Y}_y + \mathcal{Y}_x}{\tau^2 \mathcal{X}_y + \mathcal{X}_x} \mathcal{X}_y}{\mathcal{X}_x \mathcal{Y}_y - \mathcal{X}_y \mathcal{Y}_x}\right) = \text{sign}\left(\tau^2 \mathcal{X}_y - 2\tau \mathcal{Y}_y - \mathcal{X}_x\right),
\end{aligned}$$

where  $=_{(1)}$  is due (15). Hence,  $\text{trace}(D\Phi_I(x_I, y_I)) < 0$  whenever  $0 < \tau < \frac{\mathcal{Y}_y + \sqrt{\mathcal{X}_x \mathcal{X}_y + \mathcal{Y}_y^2}}{\mathcal{X}_y}$  and  $\text{trace}(D\Phi_I(x_I, y_I)) > 0$  whenever  $\tau > \frac{\mathcal{Y}_y + \sqrt{\mathcal{X}_x \mathcal{X}_y + \mathcal{Y}_y^2}}{\mathcal{X}_y}$ , which by (15) conclude the proof.

To prove *II.* we use a similar analysis, but considering  $(x_{II}, y_{II}) = r\tau(x_I, y_I) = r\tau(x_I, \tau x_I)$  and (15) to deduce that

$$\text{sign}\left(\text{trace}(D\Phi_{II}(x_{II}, y_{II}))\right) = \text{sign}\left(-\tau^2 \mathcal{Y}_y - 2\tau \mathcal{X}_x + \mathcal{Y}_x\right).$$

□

Note that theorem 5.3 only states conditions on  $\sigma$  under which the singularities are stable (or unstable), but it does not specify if the singularity is a node or a spiral. Sufficient conditions under which the singularities are stable nodes and the vector fields do not admit cycles on the first quadrant

will be given in theorem 5.6. In order to prove theorem 5.6, we will study the behavior of the vector fields along a straight line  $y = mx$  with positive  $m$ . Recall that  $Q$  denotes the competition polynomial (see definition 4.8).

**Lemma 5.4.** *Given  $m > 0$ , except at the origin,*

- I.  $\Phi_I(\hat{x}, m\hat{x})$  is collinear to  $(1, m)$  only at the point(s) where  $Q(m)\hat{x} = \rho m - (1 - \rho)$ ;
- II.  $\Phi_{II}(\hat{x}, m\hat{x})$  is collinear to  $(1, m)$  only at the point(s) where  $Q(m)\hat{x} = \rho m^2 - (1 - \rho)rm$ .

*Proof.* Let  $\mathbf{n} \in \mathbb{R}^2$  be a non-null vector orthogonal to  $(1, m)$ . The results I. and II. follow by computing the value of  $\hat{x}$  for which  $\langle \Phi_I(\hat{x}, m\hat{x}), \mathbf{n} \rangle = 0$  and  $\langle \Phi_{II}(\hat{x}, m\hat{x}), \mathbf{n} \rangle = 0$ , respectively.  $\square$

**Remark 5.5.** *Let  $\alpha$  be the real root of  $Q$ . If  $m \neq \alpha$ , then  $\Phi_I$  is collinear to  $(1, m)$  at  $(x_I^m, y_I^m) := (x_I^m, mx_I^m)$ , where  $x_I^m$  solves the linear equation in lemma 5.4.I., while  $\Phi_{II}$  is collinear to  $(1, m)$  at  $(x_{II}^m, y_{II}^m) := (x_{II}^m, mx_{II}^m)$ , where  $x_{II}^m$  solves the linear equation in lemma 5.4.II. In particular, if  $\alpha \neq m = \tau$ , note that  $(x_I^\tau, y_I^\tau) = (x_I, y_I)$  and  $(x_{II}^\tau, y_{II}^\tau) = (x_{II}, y_{II})$ . On the other hand, if  $m = \alpha$ , there are two cases: either  $\sigma = \alpha = \tau$ , which implies that all the points of the straight line  $y = \sigma x$  solve the equations in lemma 5.4, and therefore the intersection of this straight line with the first quadrant is a stable manifold of both singularities  $(x_I, y_I)$  and  $(x_{II}, y_{II})$ ; or  $\sigma \neq \alpha$ , which implies that the origin is the unique point where  $\Phi_I$  and  $\Phi_{II}$  are collinear to  $(1, m)$ .*

**Theorem 5.6.** *Let  $\alpha$  be the real root of the competition polynomial  $Q$ . Then,*

- I.  $(x_I, y_I)$  is a stable node and  $\Phi_I$  does not admit cycles on the first quadrant if

$$\sigma \leq \max \left\{ \alpha, \frac{2\mathcal{Y}_x\mathcal{Y}_y}{\mathcal{X}_x\mathcal{Y}_y + \mathcal{X}_y\mathcal{Y}_x} \right\}.$$

- II.  $(x_{II}, y_{II})$  is a stable node and  $\Phi_{II}$  does not admit cycles on the first quadrant if

$$\sigma \geq \min \left\{ \alpha, \frac{\mathcal{X}_x\mathcal{Y}_y + \mathcal{X}_y\mathcal{Y}_x}{2\mathcal{X}_x\mathcal{X}_y} \right\}.$$

*Proof.* We will prove only I., since II. has an analogous proof. So let  $H_\tau^+$  denote the half-plane  $\{(x, y) \in \mathbb{R}^2 : y \geq \tau x\}$ . From lemma 5.4 and remark 5.5, when  $\sigma = \alpha = \tau$ , the intersection of the straight line  $y = \tau x$  with the first quadrant is a stable manifold of both singularities, and therefore neither  $\Phi_I$  nor  $\Phi_{II}$  admit cycles on that quadrant.

If  $\sigma < \alpha$ , from corollary 4.10, we obtain  $\sigma > \tau$ , and, from lemma 5.4 and remark 5.5, we have  $(x_I^\tau, y_I^\tau) = (x_I, y_I)$ . On the other hand, proposition 4.11 guarantees that, on the straight line  $y = \tau x$  and near the origin, the vector field  $\Phi_I$  has a slope near  $\sigma$ , that is, it is pointing to the interior of  $H_\tau^+$ . Thus,  $\Phi_I$  is pointing to the interior of  $H_\tau^+$  along all the line segment from the origin to the point  $(x_I, y_I)$ .

Now, observe that, on the segment of the ellipse (12) from the origin to the point  $(x_I, y_I)$ , the vector field  $\Phi_I$  is pointing to the straight line  $y = \tau x$  (see Figure 4). Thus, in the bounded region of  $H_\tau^+$  enclosed by the ellipse (12), the flow will converge to  $(x_I, y_I)$ . Since  $(x_I, y_I)$  cannot be a saddle point (theorem 5.1), then it is a stable node. Furthermore, this prevents the existence of a cycle on the first quadrant.

For the case when  $\sigma \leq \frac{2\mathcal{Y}_x\mathcal{Y}_y}{\mathcal{X}_x\mathcal{Y}_y + \mathcal{X}_y\mathcal{Y}_x}$ , we notice that this condition is equivalent to  $x_I \geq \frac{1-\rho}{2\mathcal{Y}_x}$ , that is, the point  $(x_I, y_I)$  is on or to the right of the vertical axis of the ellipse (12). Thus, analyzing the

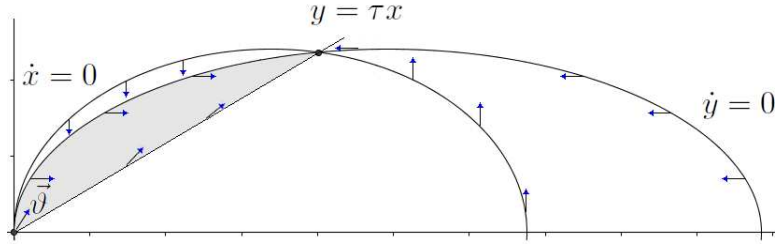


Figure 4: Behavior of  $\Phi_I$  inside the bounded region of  $H_\tau^+$  enclosed by the ellipse (12). The arrow labeled as  $\vec{\vartheta}$  in the picture is not a vector of the vector field  $\Phi_I$  but represents the direction of  $\Phi_I$  near the origin (see proposition 4.11).

vector field on the ellipses (11) and (12), we see that the shaded region in Figure 5 is invariant by the flow. Thus, again we conclude that  $(x_I, y_I)$  is a stable node and that, on the first quadrant, cycles are not allowed.

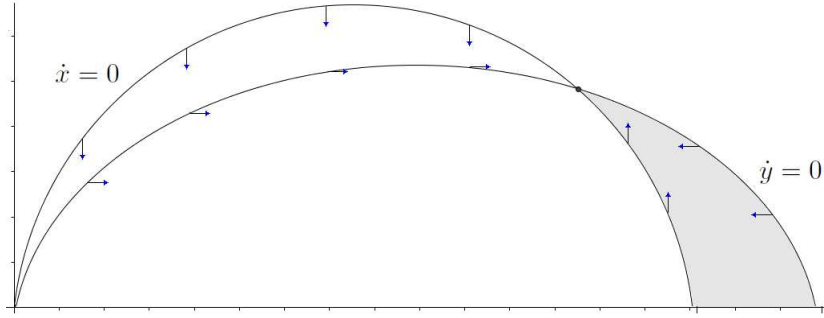


Figure 5: Behavior of  $\Phi_I$  when  $(x_I, y_I)$  is on or to the right of the vertical axis of the ellipse (12).

□

**Corollary 5.7.** *Under condition (8), at least one of the singularities  $(x_I, y_I)$  and  $(x_{II}, y_{II})$  is a stable node and its respective vector field does not admit cycle on the first quadrant.*

*Proof.* We only need to show that, if condition I. in theorem 5.6 does not hold, then condition II. holds. In order to do that, first note that, under condition (8), we have  $\frac{2\mathcal{Y}_x\mathcal{Y}_y}{\mathcal{X}_x\mathcal{Y}_y + \mathcal{X}_y\mathcal{Y}_x} < \frac{\mathcal{X}_x\mathcal{Y}_y + \mathcal{X}_y\mathcal{Y}_x}{2\mathcal{X}_x\mathcal{X}_y}$ . There are then three possible scenarios:

$$\alpha \leq \frac{2\mathcal{Y}_x\mathcal{Y}_y}{\mathcal{X}_x\mathcal{Y}_y + \mathcal{X}_y\mathcal{Y}_x}, \quad \frac{2\mathcal{Y}_x\mathcal{Y}_y}{\mathcal{X}_x\mathcal{Y}_y + \mathcal{X}_y\mathcal{Y}_x} < \alpha < \frac{\mathcal{X}_x\mathcal{Y}_y + \mathcal{X}_y\mathcal{Y}_x}{2\mathcal{X}_x\mathcal{X}_y}, \quad \frac{\mathcal{X}_x\mathcal{Y}_y + \mathcal{X}_y\mathcal{Y}_x}{2\mathcal{X}_x\mathcal{X}_y} \leq \alpha.$$

Thus, if  $\sigma > \max \left\{ \alpha, \frac{2\mathcal{Y}_x\mathcal{Y}_y}{\mathcal{X}_x\mathcal{Y}_y + \mathcal{X}_y\mathcal{Y}_x} \right\}$ , in any case we have that  $\sigma > \min \left\{ \alpha, \frac{\mathcal{X}_x\mathcal{Y}_y + \mathcal{X}_y\mathcal{Y}_x}{2\mathcal{X}_x\mathcal{X}_y} \right\}$ . □

### 5.1 Behavior of the flow associated to $\Phi$

In order to describe the behavior of the flow associated to the original vector field  $\Phi$ , we need to understand how the flows associated to the vector fields  $\Phi_I$  and  $\Phi_{II}$  are “glued” along the ray  $x = ry$ ,  $y \geq 0$ .

First, note that the position of the singular point of  $\Phi_I$  does not depend on the parameter  $r$ . On the other hand, if all parameters remain constant but  $r$ , as  $r$  increases, the coordinates of the singular point of  $\Phi_{II}$  also increase. Therefore, from (2), this means that, varying  $r$ , the ray  $y = r^{-1}x$ ,  $x \geq 0$ , which is the frontier between  $R_I$  and  $R_{II}$ , changes its position, while  $(x_{II}, y_{II})$  moves along the straight line  $y = \tau x$ . In particular, note that: if  $r^{-1} < \tau$ , then the ray  $y = \tau x$ ,  $x \geq 0$ , is inside of  $R_I$  and the non-null singularity of  $\Phi$  is  $(x_I, y_I)$ ; if  $r^{-1} = \tau$ , then the ray  $y = \tau x$ ,  $x \geq 0$ , coincides with the frontier between  $R_I$  and  $R_{II}$ , and  $(x_I, y_I) = (x_{II}, y_{II})$  is a singularity of  $\Phi$ ; and if  $r^{-1} > \tau$ , then the ray  $y = \tau x$ ,  $x \geq 0$ , is inside of  $R_{II}$  and the non-trivial singularity of  $\Phi$  is  $(x_{II}, y_{II})$ .

It is interesting to observe that the median number of the male's reproductive partners  $r$  plays a key role in the selection between  $(x_I, y_I)$  and  $(x_{II}, y_{II})$  as singularity of the vector field  $\Phi$ . Due to corollary 5.7, under condition (8), it is always possible to use  $r$  to select a stable node as the singularity of  $\Phi$ . In fact, if both  $(x_I, y_I)$  and  $(x_{II}, y_{II})$  are stable for their respective vector fields, then the singularity of  $\Phi$  will be stable regardless of the value of  $r$ . However, if  $r < \tau^{-1}$ , then the non-null singularity of  $\Phi$  is  $(x_{II}, y_{II})$ , which satisfies  $x_{II} < x_I$  and  $y_{II} < y_I$ . Thus, the maximum size of an equilibrium population is achieved when  $r \geq \tau^{-1}$ .

Under condition (8), when the secondary sex ratio  $\sigma$  is near  $\mathcal{Y}_x/\mathcal{X}_x$ ,  $(x_I, y_I)$  is a stable node while  $(x_{II}, y_{II})$  is an unstable singularity. In such a situation, the singularity of  $\Phi$  will be stable if, and only if,  $r > \tau^{-1}$ , that is, when the median number of female sexual partners of each male is larger than the female:male ratio, which means that, on average, all the females are reproducing. On the other hand, if the secondary sex ratio  $\sigma$  is near  $\mathcal{Y}_y/\mathcal{X}_y$ , then  $(x_I, y_I)$  is an unstable singularity, while  $(x_{II}, y_{II})$  is a stable node. In this case, the singularity of  $\Phi$  will be stable if, and only if,  $r < \tau^{-1}$ , which means that, on average, all the males are reproducing but not all the females are reproducing.

We notice that the above analysis enlighten an interesting feature of the population's equilibrium. Suppose, for an easier comprehension, that  $\mathcal{Y}_x/\mathcal{X}_x \ll 1 \ll \mathcal{Y}_y/\mathcal{X}_y$ . Therefore, if there are much less males than females being born, then the conservation of the two-sex species depends, in a fundamental way, on the fact that all the females are reproducing successfully. On the other hand, if there are much less females than males being born, then the population will only remain stable and achieve its equilibrium point when a number of females are not reproducing. This apparently contradictory interpretation indicates that the median number of male's reproductive partners  $r$  may artificially increase the effect of the competition (with respect to its impact on the population growth) of the female population when this gender has relatively few individuals, allowing the population to reach a stable equilibrium.

The next result presents sufficient conditions for nonexistence of cycles for the flow associated to  $\Phi$ . In fact, theorem 5.6 provides us conditions for which the vector fields  $\Phi_I$  and  $\Phi_{II}$  do not admit cycles, but  $\Phi$  may have a cycle composed by parts of orbits which are not cycles for those vector fields (see Figure 6(b)).

**Theorem 5.8.** *The vector field  $\Phi$  does not admit cycles if one of the following conditions holds:*

- I.  $\Phi_I$  does not admit cycles on the first quadrant and  $r^{-1} \leq \min\{\tau, \sigma\}$ ;
- II.  $\Phi_{II}$  does not admit cycles on the first quadrant and  $r^{-1} \geq \max\{\tau, \sigma\}$ .

*Proof.* Supposing  $r^{-1} \leq \min\{\tau, \sigma\}$ , since  $r^{-1} \leq \tau$ , the non-null singularity of  $\Phi$  is  $(x_I, y_I)$ . If  $\Phi_I$  does not admit cycles, then there are no cycles for flow associated to  $\Phi$  within the region  $R_I$ . Due to Poincaré-Bendixon theorem for non-differentiable vector fields (see, for instance, [9]), inside the region enclosed by a periodic orbit there must be at least one singularity. Since  $\Phi$  is null outside the first quadrant, the unique possibility is that a cycle for  $\Phi$  must pass from  $R_I$  to  $R_{II}$  and then return to

$R_I$  going around  $(x_I, y_I)$ . If  $\sigma = \tau$ , from corollary 4.10 and remark 5.5, the ray  $y = \tau x$ ,  $x \geq 0$ , is a stable manifold of  $(x_I, y_I)$ , and hence  $\Phi$  does not admit cycles. Thus, suppose that  $\sigma \neq \tau$ . Notice that the existence of a cycle implies that  $\Phi$  changes its orientation with respect to the regions  $R_I$  and  $R_{II}$  on the ray  $y = r^{-1}x$ ,  $x \geq 0$ . From lemma 5.4, this can only happen at the origin and at the point  $A := (\hat{x}, r^{-1}\hat{x})$  such that  $Q(r^{-1}\hat{x}) = \rho r^{-1} - (1 - \rho)$ . Let then  $B$  and  $C$  denote, respectively, the points where the straight line  $y = r^{-1}x$  intercepts the ellipse (11) and the ellipse (12). Since  $r^{-1} \leq \min\{\tau, \sigma\}$ , we prove *I*. by analyzing the following cases:

$r^{-1} = \sigma < \tau$ : This means that  $A$  coincides with the origin, and thus  $\Phi$  does not change its orientation with respect to the regions  $R_I$  and  $R_{II}$  along the ray  $y = r^{-1}x$ ,  $x \geq 0$ , which prevents  $\Phi$  to have a cycle.

$r^{-1} < \sigma$ : From proposition 4.11, when  $(x, y)$  approaches the origin along the straight line  $y = r^{-1}x$ , the vector  $\Phi(x, y)$  tends to have the orientation of  $(\rho, 1 - \rho)$ , and thus it is pointing to inside of region  $R_I$ . Therefore, since at the points  $B$  and  $C$  the vector field  $\Phi$  is also pointing to inside of  $R_I$ , this shows that  $\Phi$  points to inside of  $R_I$  along all the line segment from the origin to  $C$ . Otherwise, the vector field would change at least twice its orientation with respect to the regions  $R_I$  and  $R_{II}$ , but it can only change at point  $A$  (see Figure 6(a)). Such a configuration clearly prevents the existence of a cycle for  $\Phi$ .

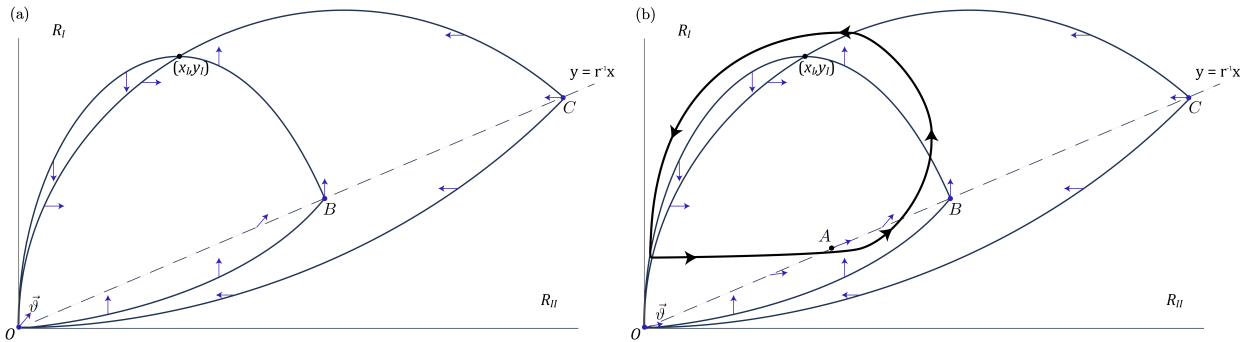


Figure 6: (a) A sketch of the vector field  $\Phi$  when  $r^{-1} < \min\{\tau, \sigma\}$ : in this case, the orbit cannot pass from  $R_I$  to  $R_{II}$  along the line segment from the origin to the point  $C$ . (b) A sketch of the vector field  $\Phi$  and of a possible cycle when  $\sigma < r^{-1} < \tau$ : under this condition, the point  $A$  given by lemma 5.4 lies on the line segment from the origin to point  $B$ . In both pictures, the arrow labeled as  $\vec{\vartheta}$  represents the direction of  $\Phi_I$  near of origin (see proposition 4.11).

The proof of *II*. is analogous. □

## 6 Final discussion

Considering a non-differentiable mating function, we have presented a two-sex logistic model given by a vector field that is non-differentiable on a straight line parameterized by the median number of female sexual partners of each male. Adopting a generic point of view, we have shown that the population is persistent only if the secondary sex-ratio and competition parameters satisfy specific inequalities

(condition (8)), which reflect in particular that intra-gender competitions will be relatively greater than the inter-gender competitions. Furthermore, we have argued that the median number of male's reproductive partners could be seen as an adjustable parameter which may allow a two-sex species to find a stable equilibrium for a large set of secondary sex ratios and competition parameters.

A question that remains open is whether there exist parameters for which the flow of the vector field  $\Phi$  has cycles. Besides, an interesting extension of this model could be formulated by also considering competition terms of the form  $\mathcal{X}_{xy}xy$  and  $\mathcal{Y}_{xy}xy$  in the equations of  $\dot{x}$  and  $\dot{y}$ , respectively. The model thus obtained should present a richer dynamics.

**Acknowledgement.** The authors thank the mathematics departments of both UNICAMP and UFSC for the hospitality during the preparation of this manuscript, and their graduate programs for the financial support. M. Sobottka was partially supported by CNPq-Brazil grant 304813/2012-5. E. Garibaldi was partially supported by CNPq-Brazil grant 306177/2011-0.

## References

- [1] E. L. Charnov, *The theory of sex allocation*, Princeton University Press, New Jersey, 1982.
- [2] C. Castillo-Chavez and W. Huang, The logistic equation revisited: the two-sex case, *Mathematical Biosciences* **128** (1995), 299-316.
- [3] R. A. Fisher, *The genetical theory of natural selection*, Clarendon Press, Oxford, 1930.
- [4] A. G. Fredrickson, A mathematical theory of age structure in sexual populations: random mating and monogamous marriage models, *Mathematical Biosciences* **10** (1971), 117-143.
- [5] E. Garibaldi and M. Sobottka, Average sex ratio and population maintenance cost, *SIAM Journal on Applied Mathematics* **71** (2011), 1009-1025.
- [6] L. A. Goodman, Population growth of the sexes, *Biometrics* **9** (1953), 212-225.
- [7] W. D. Hamilton, Extraordinary sex ratios, *Science* **156** (1967), 477-488.
- [8] F. Hoppensteadt, *Mathematical theory of populations: demographics, genetics and epidemics*, SIAM, Philadelphia, 1975.
- [9] J. Melin, Does distribution theory contain means for extending Poincaré-Bendixon theory?, *Journal of Mathematical Analysis and Applications* **303** (2004), 81-89.
- [10] E. Ranta, V. Kaitala and J. Lindström, Sex in space: population dynamic consequences, *Proceedings of Royal Society of London, Series B: Biological Sciences* **266** (1999), 1155-1160.
- [11] R. L. Trivers and D. E. Willard, Natural selection of parental ability to vary the sex ratio of offspring, *Science* **179** (1973), 90-92.
- [12] K. Yang and F. Milner, The logistic, two-sex, age-structured population model, *Journal of Biological Dynamics* **3** (2009), 252-270.
- [13] J. Yellin and P. A. Samuelson, A dynamical model for human population, *Proceedings of the National Academy of Sciences of the United States of America* **71** (1974), 2813-2817.